



# 2022-2023



CROWLEY INDEPENDENT SCHOOL DISTRICT

# Jackie Carden Elementary Quality Report

## Comprehensive Accountability System

Metrics that Matter to our Community

DISTRICT-ASSIGNED **TBD**  
SCHOOL QUALITY RATING

### 2022-2023 ACADEMICS

#### 3RD GRADE MATH

Approaches	Meets	Masters
56%	30%	18%

#### 5TH GRADE READING (Board Goal) ★

Approaches	Meets	Masters
65%	47%	7%

TEA Rating: TBD  
Baseline Year 2023

### Student ENROLLMENT



### TEACHER Information

**4**

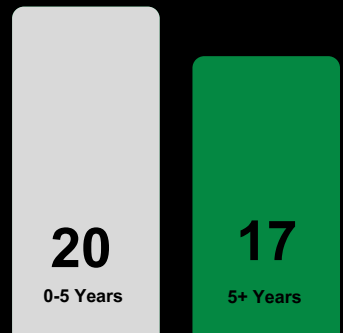
Teacher Tenure

### Teacher-to-Student Ratio



**1:22**

Teacher Student



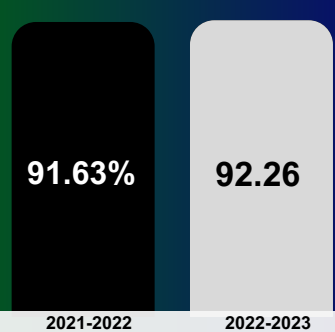
37 TEACHERS ON CAMPUS

### STUDENT SUPPORTS **4**

#### SOCIAL EMOTIONAL LEARNING SUPPORTS

Counselors	✓
SEL Specialists	
Interventionists	✓
AFTER SCHOOL PROGRAMS	
21st Century (ACE)	✓
Clayton Youth Enrichment	
Tutorials	✓

### Attendance PERCENTAGE **4**

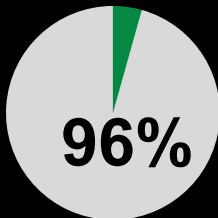


SCHOOL ENVIRONMENT

### Positive Student BEHAVIOR **5**

★ (Board Goal)

% of students with no suspensions



### Student DISCIPLINE

Discipline Incidents

Year	ISS	OSS
2021-2022	20	19
2022-2023	13	31

● In-school suspension ● Out-of-school suspension

### Parent and Student ENGAGEMENT OPPORTUNITIES

#### PARENT INVOLVEMENT **2**

- PTA

#### STUDENT CLUBS **3**

- STEM
- Girls Who Code
- Academics



### Campus COMMUNICATION



SOCIAL MEDIA



SMORE TEXTS/CALLS



NEWSLETTERS



# 2022-2023



## CROWLEY INDEPENDENT SCHOOL DISTRICT

# Jackie Carden Elementary Quality Report

## Comprehensive Accountability System



### Crowley ISD School Board

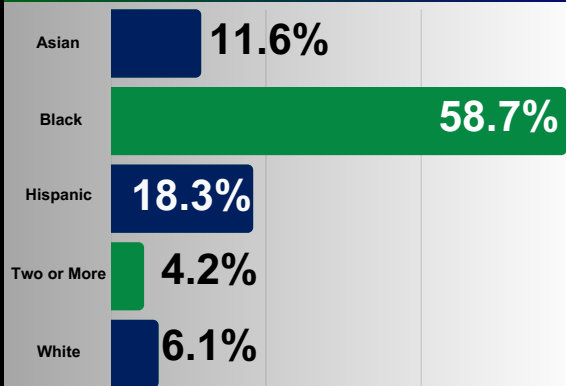
Our aspiration in Crowley ISD is to ensure that all students have access to a GREAT SCHOOL and are provided excellent educational experiences so that they achieve their full potential. When our students graduate from Crowley ISD, they will leave with more than a diploma. They will leave with choices and opportunities. We designed this School Quality Report (SQR) to highlight metrics that matter and to share with our community the areas of progress, the areas of opportunity, and the comprehensive quality of each school in Crowley ISD. This SQR is our effort to increase transparency by synthesizing the quantitative metrics with qualitative parent voices to provide a complete assessment of school quality.



As a parent and fellow educator, I have comfort and assurance when sending my child to a school like Jackie Carden. It is important to me that my child is in a safe learning environment. I always hope my child is growing to become the best version of herself academically, socially and emotionally. Also, I would like to have the reassurance that my child's principal is an active part of the day-to-day learning process on the campus. Jackie Carden Elementary exemplifies all of these things and more to me! I have seen my daughter, Zion, blossom into this beautiful butterfly this past school year, and it's due to the leadership of the principal leading her professional staff fearlessly. Principal Walker came into unfamiliar territory and has used her expertise to change the morale of the campus. The school culture has evolved, and student engagement has accelerated. She is passionate about all students succeeding. I have witnessed the impact of her leadership personally. Zion went from feeling defeated at school to loving coming to school because she was greeted with welcoming, smiling faces in the hallway. She can navigate and learn throughout the school campus because of the literacy and academic work posted there. I love JCE because the leadership and staff care for all students. Parents want to know that school is a safe haven for their children.

Jasmine, Jackie Carden Parent

### CAMPUS DEMOGRAPHICS



Economically DISADVANTAGED  
**83.67%**

#### RUBRIC SCALE

- 1** NEEDS ATTENTION
- 2** AVERAGE
- 3** GOOD
- 4** EXCEPTIONAL
- 5** GREAT



Visit <http://crowleyisdtx.org> for more details regarding our rubric.





# GRADED ON 2022-2023 DATA

CROWLEY INDEPENDENT SCHOOL DISTRICT

## Crowley ISD Quality Report

### Comprehensive Accountability System Rubric

Metrics that Matter to our Community

#### RUBRIC SCALE

- 1** NEEDS ATTENTION
- 2** AVERAGE
- 3** GOOD
- 4** EXCEPTIONAL
- 5** GREAT

#### DISTRICT ASSIGNED SCHOOL QUALITY RATING

- 1** F
- 2** D
- 3** C
- 4** B
- 5** A

#### FINANCE FUND BALANCE

- 1** Less than 9%
- 2** 10-14%
- 3** 14-17%
- 4** 18-19%
- 5** 20%

#### TEACHER INFORMATION

Total # of 5 plus year teachers divided by the total # of teachers to get the percentage

- 1** 10-19%
- 2** 20-38%
- 3** 39-48%
- 4** 59-49%
- 5** 60% or greater

#### GRADUATION RATE

- 1** 89% or less
- 2** 89-90%
- 3** 90-92%
- 4** 93-94%
- 5** 95% or greater

#### College, Career and Military Readiness (CCMR)

- 1** 60-70%
- 2** 71-80%
- 3** 81-90%
- 4** 91-94%
- 5** 95% or greater

#### POSITIVE STUDENT BEHAVIOR

##### ELEMENTARY

- 1** 85 or less
- 2** 86-89
- 3** 90-91
- 4** 92-94
- 5** 95 or greater

##### SECONDARY

- 1** 69%
- 2** 70-73%
- 3** 74-84%
- 4** 85-91%
- 5** 92% or greater

#### STUDENT SUPPORTS

##### ELEMENTARY

- 1** 1 out of 6
- 2** 2 out of 6
- 3** 3 out of 6
- 4** 4 out of 6
- 5** 5 out of 6

##### SECONDARY

- 1** 2 or less
- 3** 3 out of 6
- 5** 4 out of 5

#### ATTENDANCE PERCENTAGE

##### ELEMENTARY

- 1** 85% or less
- 2** 86-89%
- 3** 90-92%
- 4** 93-94%
- 5** 95% or greater

##### SECONDARY

- 1** 69%
- 2** 70-73%
- 3** 74-84%
- 4** 85-91%
- 5** 92% or greater

#### PARENT AND STUDENT ENGAGEMENT OPPORTUNITIES

##### Parent Involvement

- 1** 0      **5** 2 or more
- 2** 1

##### Student Clubs

- 1** 0      **5** 5 or more
- 2** 1      **3** 3-4

#### REFER TO SECONDARY RATINGS FOR DISTRICT

Visit <http://crowleyisdtx.org> for more details

SCHOOL ENVIRONMENT

